

# **Patologia del tireoides**

## **Del pan com manteca al caviar**

**Helena Barroca**

**Cytopathology**

**Elsa Fonseca**

**&**

**Catarina Eloy**

**Histopathology**

**Jose Manuel Cameselle**

**(Immunohistochemistry**

**Manuel Sobrinho Simões**

**&**

**Molecular pathology)**

# THYROID CARCINOMAS

WHO book on Endocrine Tumours, 2nd edition, Zurich, 1986



**Follicular carcinoma**

**Papillary carcinoma**

**Rare flowers**

Hyalinizing trabecular tumour

Mucoepidermoid carcinoma

Sclerosing mucoepidermoid ca  
with eosinophilia

**Medullary carcinoma**

**Poorly differentiated ca**

Mixed medullary and follicular cell ca

Squamous cell carcinoma

Mucinous carcinoma

**Undifferentiated ca**

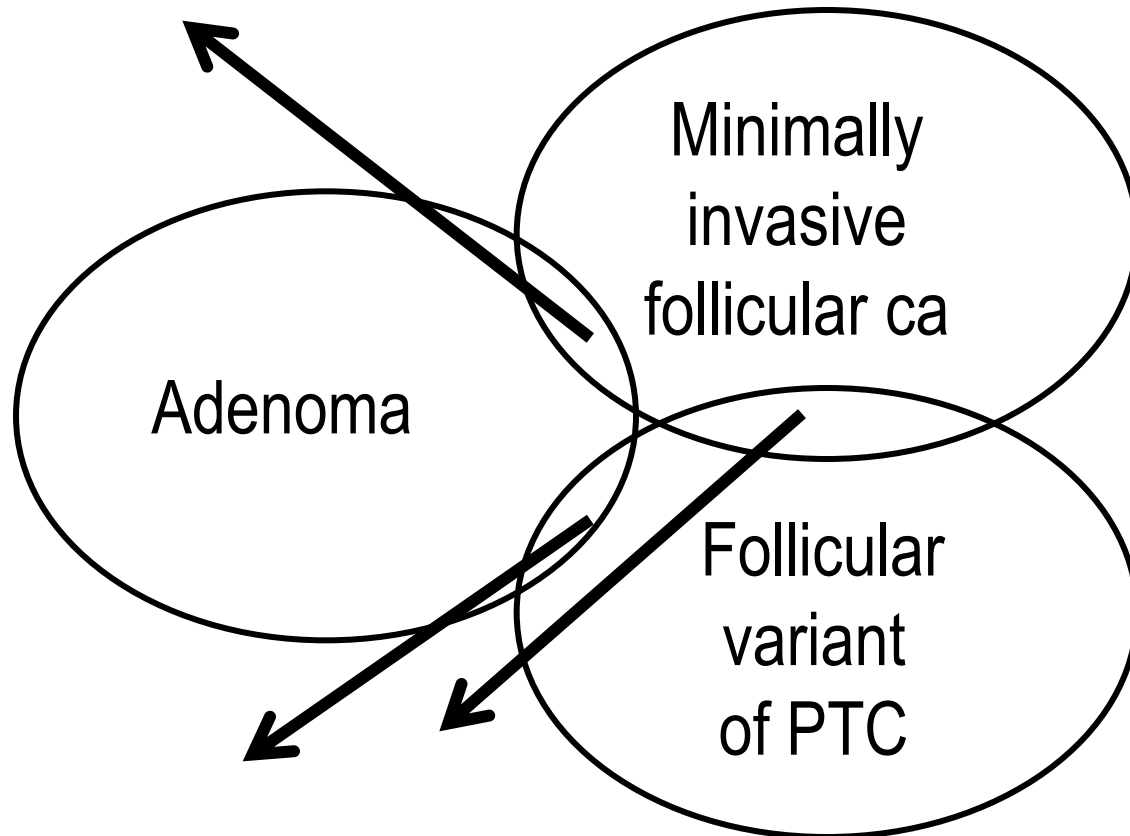
**Other rare flowers**

**(Conventional) papillary and medullary carcinoma**

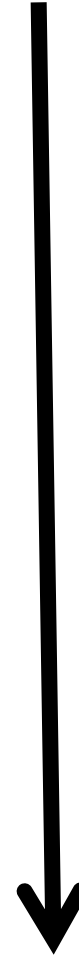
**Pan com manteca**

**Encapsulated follicular tumours**

Follicular tumour of uncertain malignant potential



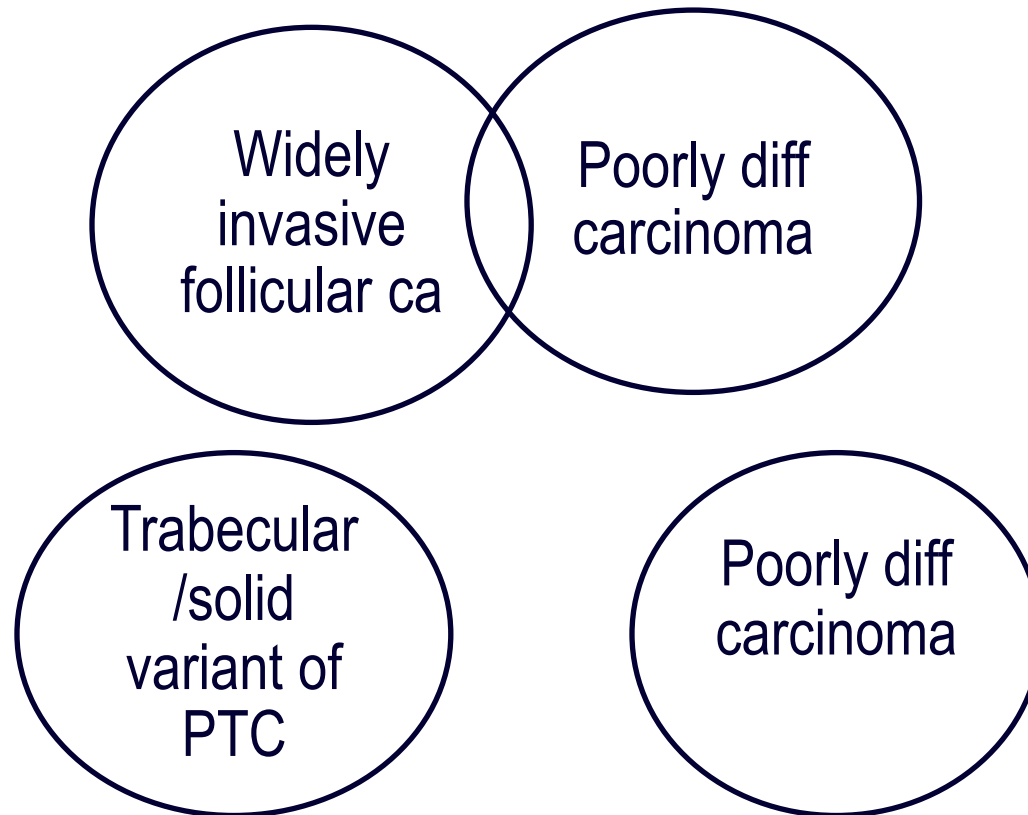
Well differentiated tumour of uncertain malignant potential



## Follicular tumours/carcinomas

- Without thyroglobulin immunoreactivity
- With excessive function (Hot nodule)

## Poorly differentiated carcinoma



**Other rare flowers**

**AI caviar**